

Scaled data based on original data using
LM-79-08 Approved Method: Electrical and Photometric Measurements of Solid-
State Lighting Products

Test Report Prepared for
Cooper Lighting Solutions
(formerly Eaton)

Brand: INVUE

Report Number: P162485

Luminaire Tested: **EMM-E03-LED-E1-SL3-HSS-8030**

Issue Date: 03/03/2020

Test Information

Test Method: LM-79-08
Report Number: P162485
REPORT IS SCALED FROM IESNA LM-79-08 TEST DATA (P33727)
Test Lab: INNOVATION CENTER-P3
Issue Date: 03/03/2020
Manufacturer: COOPER LIGHTING SOLUTIONS (FORMERLY EATON)
Product Line: INVUE
Catalog Number: EMM-E03-LED-E1-SL3-HSS-8030
Description: EPIC MODERN MEDIUM DECORATIVE LED LUMINAIRE
(3) LIGHTBARS WITH AccuLED OPTICS - TYPE 3 W/ SPILL LIGHT CONTROL AND HOUSE SIDE SHIELD
Light Source: (63) 3000K CCT, 80 CRI LEDs
Ballast/Driver: -

Summary

Lumens per Lamp: N/A
Luminaire Lumens: 4173.9 lumens
Efficiency: N/A
Efficacy: 55.5 lumens/watt
Luminous Opening: Rectangular w/ Sides (W: 0.5' x L: 1' x H: 0.1')
IES Classification: Type III - Short - Non-Cutoff
BUG Rating: B0 - U0 - G2

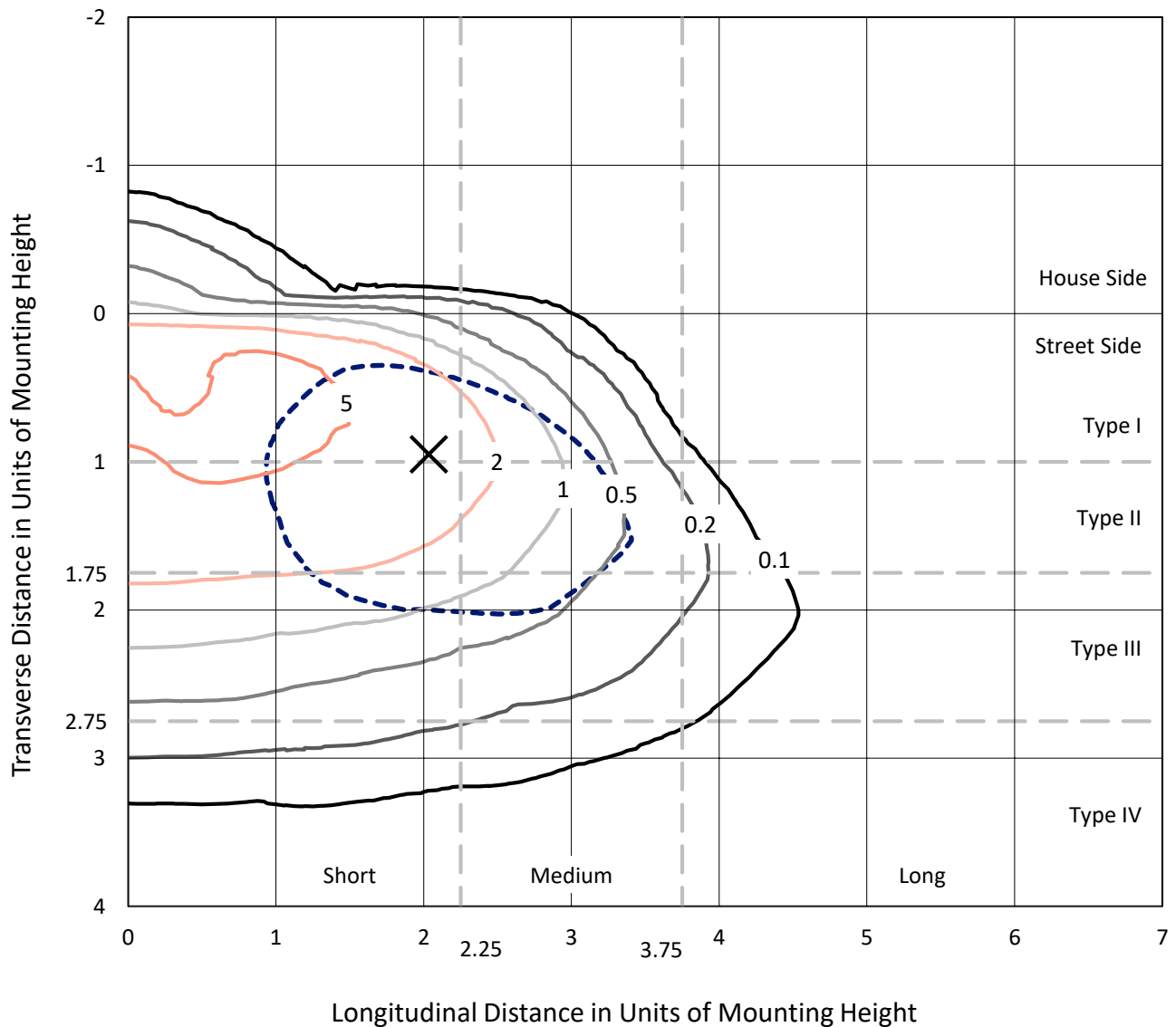
Input Watts (W): 75.2
Input Voltage (V): NR
Input Current (Ain): NR
Voltage Rise (V): NR
Power Factor: NR
Total Harmonic Distortion (THDi): NR
Frequency (hertz): 60
Stabilization Time: NR
Operation Time: NR
Ambient Temperature (°C): NR
Test Distance: 25 FT



REPORT NUMBER: P162485
 CATALOG NUMBER: EMM-E03-LED-E1-SL3-HSS-8030

Iso-Footcandle Lines of Horizontal Illumination

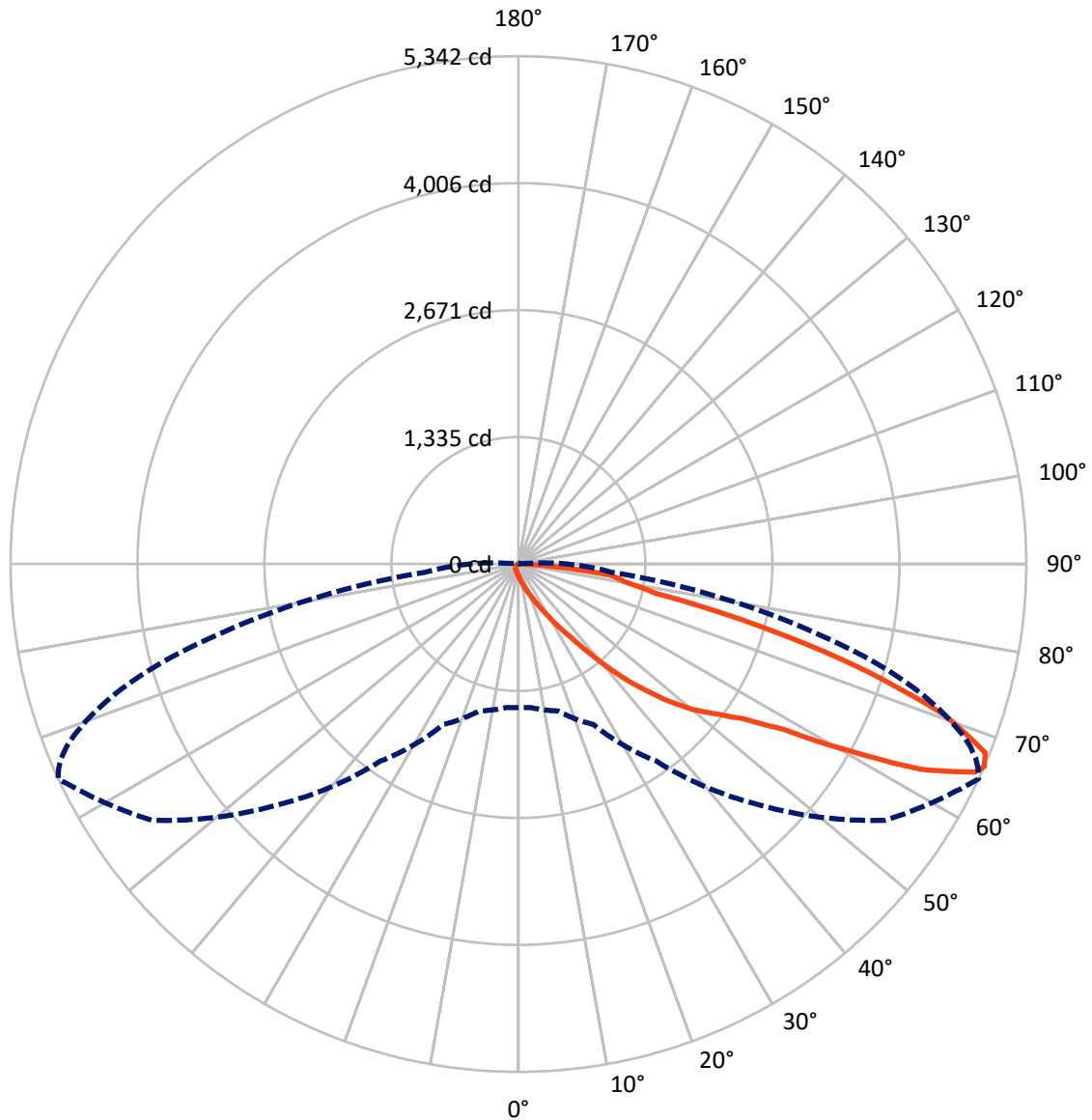
× Max cd
 - - - 1/2 Max cd



Based on 10 foot mounting height. Maximum calculated value = 6.9 fc
 Type III - Short - Non-Cutoff

REPORT NUMBER: P162485
CATALOG NUMBER: EMM-E03-LED-E1-SL3-HSS-8030

Luminous Intensity Polar Plot



— Vertical Plane Through 65-Deg Lateral - - - Horizontal Cone Through 66-Deg Vertical

REPORT NUMBER: P162485

CATALOG NUMBER: EMM-E03-LED-E1-SL3-HSS-8030

FLUX DISTRIBUTION:

		Downward	Upward	Total
House Side	Lumens	90.5	0.0	90.5
	% Fixture	2.2	0.0	2.2
Street Side	Lumens	4083.4	0.0	4083.4
	% Fixture	97.8	0.0	97.8
Total	Lumens	4173.9	0.0	4173.9
	% Fixture	100.0	0.0	100.0

Coefficient of Utilization

ZONAL LUMENS:

Zone	Lumens	% Fixture
0°-10°	14.1	0.3
10°-20°	59.8	1.4
20°-30°	129.0	3.1
30°-40°	275.4	6.6
40°-50°	609.1	14.6
50°-60°	1032.3	24.7
60°-70°	1377.5	33.0
70°-80°	606.8	14.5
80°-90°	69.9	1.7
90°-100°	0.0	0.0
100°-110°	0.0	0.0
110°-120°	0.0	0.0
120°-130°	0.0	0.0
130°-140°	0.0	0.0
140°-150°	0.0	0.0
150°-160°	0.0	0.0
160°-170°	0.0	0.0
170°-180°	0.0	0.0
0°-90°	4173.9	100.0
0°-180°	4173.9	100.0



REPORT NUMBER: P162485

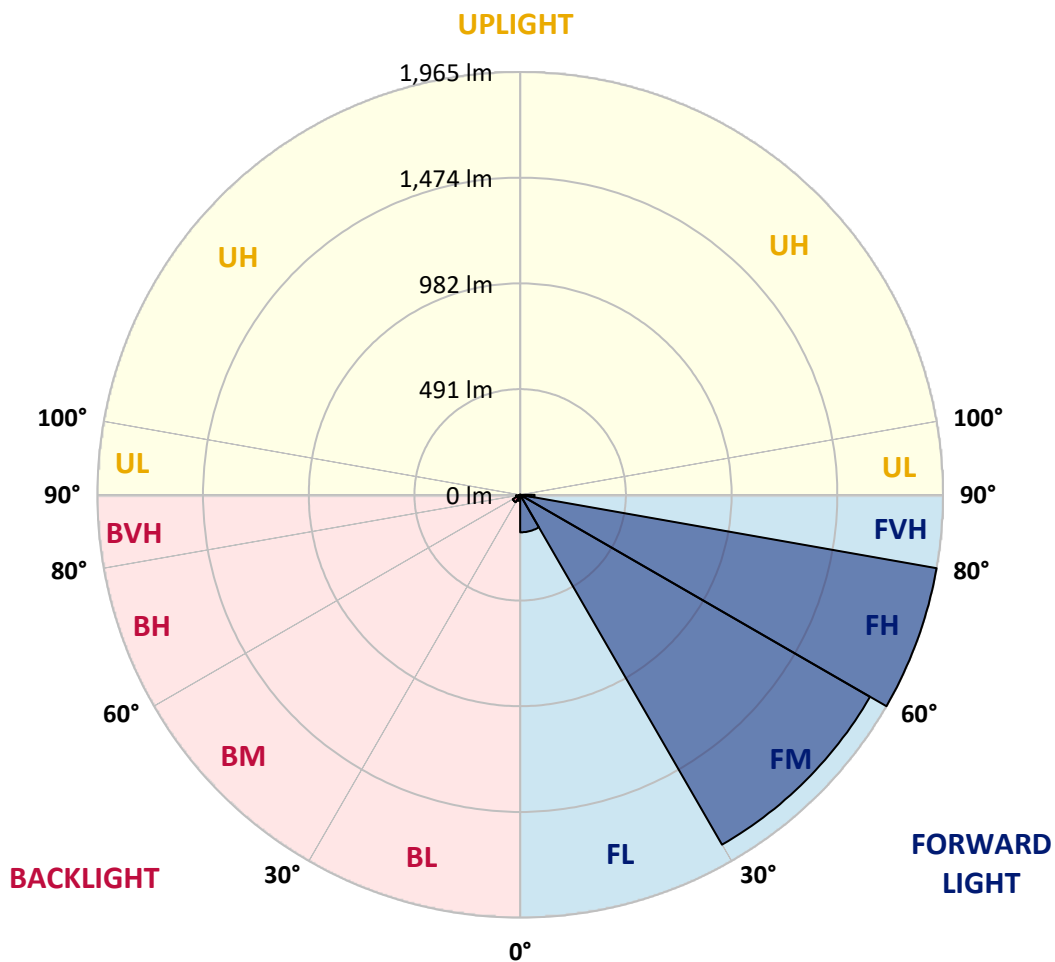
CATALOG NUMBER: EMM-E03-LED-E1-SL3-HSS-8030

LUMINAIRE CLASSIFICATION SYSTEM LUMEN TABLE AND BUG RATING:

Zone		Lumens	% Fixture	Zone Rating/Lumen Limit		
				B	U	G
FL	(0°-30°)	174.3	4.2			
FM	(30°-60°)	1877.1	45.0			
FH	(60°-80°)	1964.8	47.1			G2/5000
FVH	(80°-90°)	67.1	1.6			G1/100
BL	(0°-30°)	28.5	0.7	B0/110		
BM	(30°-60°)	39.7	1.0	B0/220		
BH	(60°-80°)	19.4	0.5	B0/110		G0/110
BVH	(80°-90°)	2.8	0.1			G0/10
UL	(90°-100°)	0.0	0.0		U0/0	
UH	(100°-180°)	0.0	0.0		U0/0	

BUG Rating: B0-U0-G2

Type III Short





REPORT NUMBER: P162485
 CATALOG NUMBER: EMM-E03-LED-E1-SL3-HSS-8030

CANDELA DISTRIBUTION (FULL):

	0°	5°	15°	25°	35°	45°	55°	65°	66°	67°	68°
0°	126.0	126.0	126.0	126.0	126.0	126.0	126.0	126.0	126.0	126.0	126.0
2.5°	158.9	158.1	154.9	154.9	150.1	146.9	142.8	138.8	138.8	138.0	137.2
5°	210.2	205.4	204.6	195.8	188.5	178.2	168.5	155.6	154.0	152.4	151.7
7.5°	267.2	266.4	259.2	248.7	234.3	215.0	195.8	175.0	171.8	170.1	166.9
10°	341.1	337.0	327.4	309.7	288.1	262.4	231.1	198.2	194.2	191.0	189.4
12.5°	411.6	404.4	398.8	376.3	349.1	311.3	273.6	226.3	223.1	219.1	212.7
15°	477.4	471.0	461.4	442.2	411.6	364.3	320.2	262.4	254.4	248.7	243.9
17.5°	528.8	524.8	513.6	491.9	459.0	417.3	364.3	299.3	292.9	285.7	276.8
20°	577.7	572.1	554.5	524.8	489.5	457.4	416.4	347.5	338.6	329.8	320.2
22.5°	624.3	618.6	589.8	540.8	503.1	489.5	475.0	402.0	388.4	381.1	371.5
25°	689.3	677.2	632.3	554.5	503.9	514.3	539.2	472.6	459.8	449.3	434.1
27.5°	776.7	760.7	690.1	574.5	507.2	541.7	613.1	558.5	544.9	532.8	515.9
30°	875.5	865.0	780.8	622.7	530.4	581.8	695.7	667.6	651.6	637.1	617.0
32.5°	975.0	960.5	877.1	714.2	593.0	659.6	799.3	794.4	773.5	759.9	738.2
35°	1062.4	1055.2	993.4	864.2	735.8	796.1	937.3	942.8	924.4	910.0	885.9
37.5°	1121.8	1121.8	1109.8	1025.5	962.9	1007.9	1140.2	1141.1	1122.6	1089.7	1077.7
40°	1152.3	1161.1	1204.5	1220.5	1217.3	1275.1	1406.7	1392.2	1377.0	1360.1	1320.0
42.5°	1214.9	1222.9	1315.2	1425.9	1498.2	1574.4	1665.0	1660.2	1641.8	1611.3	1574.4
45°	1320.8	1331.2	1441.2	1616.9	1765.4	1873.7	1931.5	1909.0	1890.5	1861.7	1842.3
47.5°	1455.6	1475.6	1600.0	1817.5	1996.5	2175.4	2235.6	2176.2	2160.1	2137.7	2106.3
50°	1599.3	1618.5	1750.9	1999.7	2201.9	2415.3	2515.6	2415.3	2392.0	2384.9	2349.5
52.5°	1723.6	1739.6	1867.2	2140.1	2359.1	2609.5	2755.5	2623.1	2606.3	2582.2	2556.5
55°	1797.4	1810.3	1929.9	2207.5	2465.9	2784.4	2987.5	2871.1	2846.2	2836.6	2799.7
57.5°	1822.3	1835.2	1942.7	2216.3	2523.6	2944.1	3269.1	3273.2	3243.5	3208.9	3197.7
60°	1822.3	1836.8	1927.4	2194.6	2579.8	3114.2	3644.7	3979.2	3915.1	3908.7	3867.8
62.5°	1746.9	1760.6	1852.1	2128.0	2655.3	3343.7	4167.8	4758.4	4739.9	4698.2	4630.8
65°	1583.2	1591.3	1681.1	1958.0	2626.3	3554.8	4621.2	5276.8	5247.1	5165.2	5078.6
66°	1509.4	1515.8	1600.0	1860.8	2531.6	3583.7	4701.5	5341.8	5292.8	5223.8	5126.0
67.5°	1402.6	1413.9	1473.3	1680.3	2304.6	3483.3	4650.9	5296.0	5253.5	5170.0	5072.2
70°	936.4	928.4	1137.9	1289.5	1755.8	2838.2	4172.7	4755.2	4756.1	4716.7	4677.4
72.5°	444.5	449.3	510.4	793.6	1149.1	1896.1	3321.3	3795.5	3850.0	3779.5	3730.5
75°	319.4	326.6	363.5	485.5	685.2	1137.9	2152.9	2654.4	2656.0	2530.9	2419.3
77.5°	93.1	97.1	136.4	299.3	513.6	767.9	1236.5	1475.6	1441.2	1351.3	1267.1
80°	38.5	38.5	40.1	95.5	206.2	521.6	865.0	1136.3	1132.2	1097.7	1048.0
82.5°	14.4	15.3	19.2	39.3	49.0	128.4	577.0	986.2	983.8	934.8	899.5
85°	1.6	1.6	4.8	16.9	18.5	24.1	115.5	434.9	432.5	434.9	381.1
87.5°	0.0	0.0	0.8	1.6	2.4	3.2	4.8	16.9	18.5	17.6	16.0
90°	0.0	0.0	0.0	0.0	0.0	0.0	0.0	0.0	0.0	0.0	0.0



REPORT NUMBER: P162485
 CATALOG NUMBER: EMM-E03-LED-E1-SL3-HSS-8030

CANDELA DISTRIBUTION (continued):

	69°	70°	71°	72°	73°	74°	75°	76°	77°	78°	79°
0°	126.0	126.0	126.0	126.0	126.0	126.0	126.0	126.0	126.0	126.0	126.0
2.5°	137.2	135.6	135.6	134.8	134.8	134.8	134.0	133.2	133.2	132.4	131.6
5°	150.1	148.5	147.6	146.0	145.3	144.4	142.8	142.0	140.4	139.6	138.8
7.5°	165.3	162.1	161.3	158.9	156.5	154.9	153.3	150.8	149.2	146.0	145.3
10°	184.6	180.5	177.3	174.1	171.8	167.7	165.3	162.1	158.9	156.5	154.0
12.5°	209.4	203.8	199.0	195.8	190.2	185.3	180.5	178.2	171.8	168.5	164.5
15°	236.7	230.3	224.7	218.3	214.3	206.2	199.8	192.6	189.4	183.7	177.3
17.5°	272.0	261.6	252.8	246.4	238.3	230.3	223.1	215.9	206.2	199.8	191.8
20°	309.7	300.9	288.9	277.7	268.1	258.3	248.0	238.3	229.5	219.1	209.4
22.5°	357.9	345.0	330.6	319.4	306.5	296.1	281.6	268.8	254.4	240.7	229.5
25°	418.9	402.0	388.4	372.4	357.1	341.1	323.4	307.3	288.9	276.1	256.7
27.5°	494.3	478.3	459.8	439.0	423.7	399.6	376.3	356.2	334.6	314.6	292.9
30°	590.6	567.3	548.1	528.0	497.5	474.2	447.0	419.6	390.0	369.9	337.0
32.5°	706.2	681.3	652.4	623.5	595.4	562.5	528.8	495.1	462.2	425.3	391.6
35°	847.4	817.7	784.7	753.5	710.1	674.9	632.3	585.8	548.8	506.3	463.8
37.5°	1034.3	985.4	956.5	923.6	865.0	816.9	769.6	723.0	658.0	613.1	552.9
40°	1268.7	1239.7	1192.4	1139.5	1086.5	1023.1	958.9	897.1	821.7	759.1	689.3
42.5°	1543.9	1501.4	1453.2	1377.0	1323.2	1248.6	1175.6	1093.7	1001.4	921.2	839.3
45°	1802.3	1751.7	1714.8	1638.6	1582.4	1494.1	1405.8	1319.2	1212.5	1109.0	1014.3
47.5°	2081.5	2039.8	1978.8	1917.0	1860.1	1760.6	1665.0	1559.9	1447.6	1324.8	1202.0
50°	2327.1	2294.1	2252.4	2177.8	2114.5	2031.0	1918.6	1803.9	1661.8	1539.9	1400.3
52.5°	2535.7	2510.0	2451.5	2398.5	2341.5	2262.8	2162.6	2052.6	1899.3	1765.4	1606.5
55°	2782.0	2763.6	2712.2	2679.3	2628.8	2553.3	2459.5	2357.5	2195.5	2049.4	1869.7
57.5°	3185.6	3171.2	3126.3	3112.6	3062.9	2997.1	2881.6	2772.4	2583.0	2401.7	2196.2
60°	3854.1	3825.2	3759.4	3725.7	3620.6	3532.3	3382.3	3232.2	3003.5	2772.4	2525.2
62.5°	4569.9	4488.9	4363.6	4256.1	4106.9	3953.6	3753.0	3523.5	3255.4	2981.1	2697.0
65°	4955.8	4817.8	4659.8	4488.9	4295.4	4070.0	3817.2	3542.0	3253.8	2964.2	2664.1
66°	5000.0	4844.3	4676.6	4486.4	4271.4	4031.4	3774.7	3485.8	3186.5	2904.0	2603.9
67.5°	4944.6	4781.7	4604.4	4393.3	4160.6	3911.9	3642.2	3342.1	3054.1	2767.6	2475.5
70°	4557.0	4394.9	4236.8	4014.6	3766.6	3516.2	3261.1	2925.7	2652.8	2389.7	2129.6
72.5°	3639.0	3529.1	3372.6	3182.4	2940.9	2647.3	2434.6	2134.5	1897.7	1642.6	1441.2
75°	2274.1	2119.3	1925.8	1683.5	1498.9	1260.6	1136.3	908.4	773.5	655.6	541.7
77.5°	1162.8	1046.4	910.8	774.4	643.5	513.6	397.2	280.9	189.4	131.6	97.9
80°	960.5	857.8	745.5	621.1	505.6	392.4	282.5	192.6	122.8	80.3	62.6
82.5°	793.6	706.9	606.7	491.1	390.8	308.1	214.3	139.6	86.7	56.2	44.1
85°	337.8	306.5	236.7	187.8	141.2	104.3	73.0	49.0	34.5	28.1	25.7
87.5°	14.4	16.0	15.3	12.1	8.9	8.9	8.0	6.4	6.4	6.4	6.4
90°	0.0	0.0	0.0	0.0	0.0	0.0	0.0	0.0	0.0	0.0	0.0



REPORT NUMBER: P162485
 CATALOG NUMBER: EMM-E03-LED-E1-SL3-HSS-8030

CANDELA DISTRIBUTION (continued):

	80°	81°	82°	83°	84°	85°	95°	105°	115°	125°	135°
0°	126.0	126.0	126.0	126.0	126.0	126.0	126.0	126.0	126.0	126.0	126.0
2.5°	131.6	130.8	130.0	130.0	129.2	128.4	123.6	119.6	114.8	111.6	108.4
5°	137.2	136.4	134.8	134.0	132.4	131.6	121.2	112.3	105.1	99.5	95.5
7.5°	142.8	142.0	139.6	137.2	136.4	134.8	118.0	106.8	97.1	90.6	86.7
10°	150.1	147.6	145.3	142.0	139.6	137.2	114.8	100.3	89.9	84.2	80.3
12.5°	160.5	156.5	152.4	148.5	145.3	141.2	113.2	94.7	84.2	77.8	73.8
15°	172.5	166.9	162.1	157.2	151.7	147.6	110.0	89.9	79.4	73.0	68.2
17.5°	183.7	177.3	170.1	162.9	157.2	151.7	106.8	85.1	74.6	68.2	63.4
20°	199.8	190.2	181.4	172.5	164.5	157.2	101.9	80.3	70.6	63.4	58.6
22.5°	217.5	206.2	195.0	183.0	172.5	162.9	97.9	76.2	66.6	59.4	53.8
25°	239.9	226.3	211.0	195.8	183.7	170.9	93.9	72.2	62.6	55.4	49.7
27.5°	271.3	251.9	235.1	215.9	197.4	183.0	90.6	69.0	58.6	51.3	45.7
30°	313.7	285.7	259.2	238.3	216.7	195.8	87.4	65.0	55.4	47.3	40.9
32.5°	361.1	328.2	297.7	266.4	239.1	215.0	84.2	61.8	51.3	43.3	37.7
35°	419.6	377.9	337.0	300.9	268.1	235.9	81.0	58.6	48.1	39.3	33.7
37.5°	503.9	451.8	398.0	351.4	308.9	266.4	78.7	55.4	44.1	35.3	29.7
40°	619.5	552.1	486.3	422.9	367.5	314.6	75.5	52.2	40.9	32.1	26.5
42.5°	744.7	662.8	576.1	504.7	428.5	361.9	72.2	49.0	37.7	28.9	23.3
45°	900.4	798.4	693.3	596.2	503.1	417.3	69.0	45.7	33.7	25.7	20.1
47.5°	1070.4	940.5	821.7	699.8	589.0	486.3	65.0	43.3	30.5	22.5	17.6
50°	1245.4	1108.2	958.1	819.3	687.7	555.3	61.0	39.3	27.3	20.1	14.4
52.5°	1433.9	1271.9	1118.6	946.0	792.8	646.0	57.0	36.1	24.9	17.6	12.1
55°	1673.9	1492.5	1312.7	1119.4	934.8	751.1	53.0	32.1	21.7	15.3	9.6
57.5°	1975.6	1760.6	1539.9	1321.6	1097.7	889.1	49.7	28.1	18.5	12.8	8.0
60°	2260.5	2009.3	1742.1	1490.9	1238.1	995.0	44.9	24.9	16.0	10.5	8.0
62.5°	2408.1	2121.6	1833.6	1556.7	1287.1	1032.7	40.1	20.8	13.7	8.9	7.3
65°	2372.0	2079.9	1800.7	1521.4	1257.4	1008.7	35.3	18.5	12.1	8.0	7.3
66°	2319.8	2031.0	1750.1	1484.5	1232.6	983.0	32.9	17.6	11.2	8.0	6.4
67.5°	2205.9	1926.7	1658.6	1411.5	1164.4	934.0	29.7	16.0	10.5	7.3	6.4
70°	1884.1	1630.5	1416.3	1196.4	995.0	787.2	24.1	13.7	8.9	6.4	6.4
72.5°	1247.0	1074.5	931.6	801.6	670.0	520.0	20.1	11.2	7.3	6.4	5.7
75°	470.2	425.3	365.1	328.2	286.5	251.2	16.0	7.3	5.7	5.7	5.7
77.5°	83.5	77.1	68.2	62.6	57.8	53.0	12.8	4.8	4.8	5.7	5.7
80°	56.2	52.2	47.3	43.3	40.1	36.1	8.9	4.1	4.8	4.8	5.7
82.5°	40.1	37.7	35.3	32.1	29.7	26.5	5.7	4.1	4.8	4.8	4.8
85°	24.1	22.5	20.8	19.2	16.9	16.0	4.1	4.1	4.1	4.8	4.8
87.5°	6.4	5.7	6.4	6.4	4.8	5.7	3.2	3.2	3.2	4.1	4.1
90°	0.0	0.0	0.0	0.0	0.0	0.0	0.0	0.0	0.0	0.0	0.0



REPORT NUMBER: P162485

CATALOG NUMBER: EMM-E03-LED-E1-SL3-HSS-8030

CANDELA DISTRIBUTION (continued):

	145°	155°	165°	175°	180°
0°	126.0	126.0	126.0	126.0	126.0
2.5°	106.8	106.8	105.1	107.5	107.5
5°	92.2	92.2	91.5	92.2	92.2
7.5°	84.2	83.5	83.5	83.5	84.2
10°	77.1	76.2	76.2	76.2	76.2
12.5°	70.6	69.8	69.0	69.8	69.8
15°	65.0	63.4	63.4	63.4	63.4
17.5°	60.2	58.6	57.8	57.8	57.8
20°	55.4	53.0	53.0	53.0	53.0
22.5°	50.6	48.1	48.1	48.1	48.1
25°	45.7	43.3	43.3	43.3	43.3
27.5°	41.7	39.3	39.3	39.3	39.3
30°	36.9	35.3	35.3	36.1	35.3
32.5°	33.7	31.3	31.3	32.1	32.1
35°	29.7	28.1	28.1	28.1	28.1
37.5°	25.7	24.1	24.1	24.1	24.1
40°	22.5	20.8	20.1	20.8	20.8
42.5°	19.2	17.6	16.9	16.9	16.9
45°	16.9	14.4	13.7	14.4	14.4
47.5°	13.7	12.1	12.1	12.8	12.8
50°	10.5	10.5	11.2	12.8	12.8
52.5°	9.6	9.6	11.2	12.8	12.8
55°	8.9	9.6	11.2	12.1	12.8
57.5°	8.0	9.6	11.2	12.1	12.1
60°	8.0	8.9	10.5	12.1	12.1
62.5°	7.3	8.0	9.6	11.2	11.2
65°	7.3	8.0	9.6	11.2	11.2
66°	7.3	8.0	9.6	11.2	11.2
67.5°	7.3	8.0	9.6	11.2	11.2
70°	7.3	8.0	9.6	10.5	10.5
72.5°	6.4	7.3	8.9	10.5	10.5
75°	6.4	7.3	8.9	10.5	10.5
77.5°	6.4	7.3	8.9	10.5	10.5
80°	6.4	7.3	8.9	9.6	10.5
82.5°	5.7	7.3	8.0	9.6	9.6
85°	5.7	6.4	8.0	8.9	9.6
87.5°	4.8	5.7	6.4	8.0	8.0
90°	0.0	0.0	0.0	0.0	0.0

(END OF REPORT)